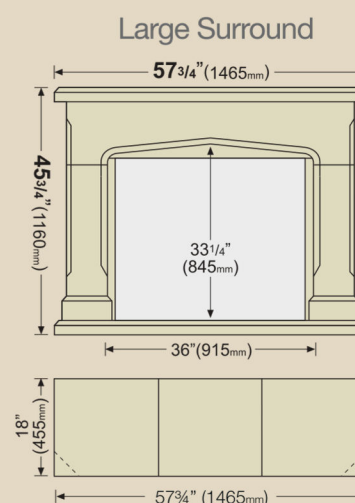
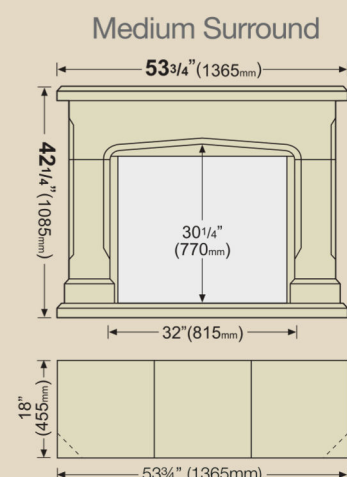


# THE WINGFIELD

Fireplace pictured for illustration purposes only and featured in Portland colour.

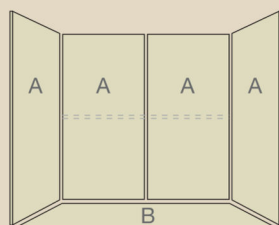


*The Wingfield is a traditional, timeless classic fireplace and a simply stunning centre-piece for any home.*



## Inglenook (fire back-chamber kit)

We offer a full 5 piece inglenook kit in order for you to panel out the inside of the fireplace chamber, consisting of 4 piece back and side panels plus rear hearth as illustrated. Please note that extra panels may be required upon installation survey.



A x4 14 3/4" (374mm) W x 37" (940mm) H  
1" (25mm) panel thickness

B x1 39" (990mm) W x 15 3/4" (400mm) D  
2" (50mm) panel thickness

AFFORDABLE QUALITY  
**KIRKSTONE**  
FIREPLACES

Unit 2, Longland Lane, Farnsfield, Nottingham, NG22 8HD